



LL FREE 50 NW-EX (500mm square)

category: low-maintenance
vinyl loose lay tile

No need to apply the wax on the surface. LL FREE 50NW-EX is an easy-to-maintain loose lay tile with the authentic image of natural wood and stone.

Specification	overall thickness	5.0mm	size	500mm×500mm
	others	Highly Durable UV-Coated Surface (EX-finish) / NO Beveling / TTN3303 Beveled		
Packing	10pcs/box = 2.50m ² /box			
Net Weight	22.5kg/box			
Performance	flame-retardant	Fire Defense Law in Japan Authorized NO.E2160122		
Recommended Adhesive from TOLI	TOLI ECO GA Cement	(required quantity) for steel or plastic sub-floor	40 to 60 gram/m ²	
		for mortar and wood sub-floor	60 to 100 gram/m ²	
Way of Installation	Monolithic		Quarter Turn	
Notes on Installation	<ul style="list-style-type: none"> Installation at temperature above 10 degrees centigrade is more recommendable. When you install LL FREE 50 NW-EX below 15 degrees centigrade, the joints of tiles should retain a very slight gap as thin as name cards. When you install LL FREE 50 NW-EX on the free access floor each tile should be laid to slide over the joint of free access floor panels in the middle. (The joint of LL FREE 50 NW-EX should not be matched to that of free access floor panels.) 			
Recommended Way of Maintenance from TOLI	<ul style="list-style-type: none"> No need to apply the maintenance wax on the surface. Clean the floor every day with an auto scrubber or a wet rag wrung out tightly. Use the neutral detergent for fixed contamination. High speed buffing should be avoided. Otherwise highly durable UV coating will be abraded. NW EX Series is made to repel the wax coating. For wax application, the designated surface treatment should be prepared in advance. 			
Others	<ul style="list-style-type: none"> At the entrance of the building, the dust control mat should be laid in order to avoid soils and sands from outside. In case there's a level difference, a crevice, or bumpiness on the free access floor, sometimes it could be visible even after you install the tiles. Please note that the product has the indigenous odor from its materials. 			

MADE IN JAPAN



◆ Antistatic Property 23°C 25%RH <in accordance with JIS A 1454>		
	Surface (Ω)	Volume (Ω)
2.0mm vinyl composition tile	2.0×10 ¹²	1.0×10 ¹¹
LL FREE 50 NW-EX	1.2×10 ¹⁰	3.8×10 ⁹
◆ Antistatic Property to Human Bodies<in accordance with JIS L 1021-16>		
	Rubber Shoes (kV)	
2.0mm vinyl composition tile	over 3.0	
LL FREE 50 NW-EX	0.3	
☆ This is the test result at 23 degrees centigrade, 25%RH. Please bear in mind that antistatic property may differ due to the sub-floor.		

◆ WOOD



Based on intensive research on authentic texture of natural stones and wood-grains, realistic natural tones have been reproduced. The color number marked with ◆ has a Natural Tone pattern.



▲ TTN3004

Specialty Flooring



LL FREE 50 NW-EX (500mm square)

category: low-maintenance vinyl loose lay tile



◆ STONE



TTN3201



TTN3202



TTN3204



TTN3205



TTN3206




TTN3207 ◆



TTN3209 ◆



TTN3211



TTN3212



TTN3213 ◆



TTN3214



TTN3215



TTN3216




TTN3217



TTN3303



▲ TTN3213/GX9652V (DIFFEBRILLER - page 117)



▲ TTN3303



Specialty Flooring



LL FREE 50 NW-EX (166.7mm×1000mm plank)

category: low-maintenance
vinyl loose lay tile

No need to apply the wax on the surface. LL FREE 50NW-EX is an easy-to-maintain loose lay tile with the authentic image of natural wood and stone.

Specification	overall thickness	5.0mm	size	166.7mm×1000mm
	others	Highly Durable UV-Coated Surface (EX-finish) / Round-Beveled		
Packing	12pcs/box = 2.0m ² /box			
Net Weight	18.0kg/box			
Performance	flame-retardant	Fire Defense Law in Japan Authorized NO.E2160122		
Recommended Adhesive from TOLI	TOLI ECO GA Cement	(required quantity)	for steel or plastic sub-floor	40 to 60 gram/m ²
			for mortar and wood sub-floor	60 to 100 gram/m ²
Way of Installation	 Ashlar or  Monolithic			
Notes on Installation	<ul style="list-style-type: none"> Installation at temperature above 10 degrees centigrade is more recommendable. When you install LL FREE 50 NW-EX below 15 degrees centigrade, the joints of tiles should retain a very slight gap as thin as name cards. When you install LL FREE 50 NW-EX on the free access floor each tile should be laid to slide over the joint of free access floor panels in the middle. (The joint of LL FREE 50 NW-EX should not be matched to that of free access floor panels.) 			
Recommended Way of Maintenance from TOLI	<ul style="list-style-type: none"> No need to apply the maintenance wax on the surface. Clean the floor every day with an auto scrubber or a wet rag wrung out tightly. Use the neutral detergent for fixed contamination. High speed buffing should be avoided. Otherwise highly durable UV coating will be abraded. NW EX Series is made to repel the wax coating. For wax application, the designated surface treatment should be prepared in advance. 			
Others	<ul style="list-style-type: none"> At the entrance of the building, the dust control mat should be laid in order to avoid soils and sands from outside. In case there's a level difference, a crevice, or bumpiness on the free access floor, sometimes it could be visible even after you install the tiles. Please note that the product has the indigenous odor from its materials. 			

MADE IN JAPAN



TTN3108



Based on intensive research on authentic texture of natural stones and wood-grains, realistic natural tones have been reproduced.
The color number marked with ◆ has a Natural Tone pattern.



TTN3105 ◆ WALNUT



TTN3108 ◆ OAK



TTN3112 ◆ OAK



TTN3113 ◆ OAK




TTN3114 ◆ OAK



TTN3115 ◆



TTN3116 ◆



TTN3117 ◆



TTN3118 ◆



TTN3119 ◆



TTN3120 ◆



TTN3121 ◆ OAK



LL FREE 50 NW-EX (166.7mm×1000mm plank)

category: low-maintenance vinyl loose lay tile



TTN3122 OAK



TTN3123 OAK



TTN3124 OAK



TTN3125 OAK



TTN3126 OAK



TTN3127 WALNUT



TTN3125/GX6701 (DEWPOINT - page 144)



TTN3128 WALNUT



TTN3129 PINE



TTN3130



TTN3131 OAK



TTN3132 OAK

Specialty Flooring

Seeking for Reality

- Color lineup which can work well in various applications such as shops and offices.
- Surface finish with authentic texture of natural materials such as woods and stones.

Easy-to-coordinate designs with carpet tiles

•CRAFT BLEND series

Combination of carpet tiles and vinyl loose lay tiles will enable variety of floor images in a more flexible way. By taking advantage of each texture, TOLI CRAFT BLEND series will provide easy-to-coordinate patterns based on the common design concept.



3 Types of Beveling to Convey Authentic Feeling

Beveling of LL FREE 50 NW-EX is designed to convey authentic feeling of each pattern. You can create a space with realistic images of wood and stone.



•Round Beveling



•Fine Beveling



•No Beveling







LL FREE 50 NW-EX LUMINOUS (500mm square)

category: low-maintenance
vinyl loose lay tile

No need to apply the wax on the surface. LL FREE 50NW-EX is an easy-to-maintain loose lay tile with the authentic image of natural wood and stone.

Specification	overall thickness	5.0mm	size	500mm×500mm
	others	Highly Durable UV-Coated Surface (EX-finish) / No Beveling		
Packing	10pcs/box = 2.50m ² /box			
Net Weight	22.5kg/box			
Performance	flame-retardant	Fire Defense Law in Japan Authorized NO.E2160122		
Recommended Adhesive from TOLI	TOLI ECO GA Cement	(required quantity)	for steel or plastic sub-floor	40 to 60 gram/m ²
			for mortar and wood sub-floor	60 to 100 gram/m ²
Way of Installation	 Monolithic or  Quarter Turn			
Notes on Installation	<ul style="list-style-type: none"> Installation at temperature above 10 degrees centigrade is more recommendable. When you install LL FREE 50 NW-EX below 15 degrees centigrade, the joints of tiles should retain a very slight gap as thin as name cards. When you install LL FREE 50 NW-EX on the free access floor each tile should be laid to slide over the joint of free access floor panels in the middle. (The joint of LL FREE 50 NW-EX should not be matched to that of free access floor panels.) 			
Recommended Way of Maintenance from TOLI	<ul style="list-style-type: none"> No need to apply the maintenance wax on the surface. Clean the floor every day with an auto scrubber or a wet rag wrung out tightly. Use the neutral detergent for fixed contamination. High speed buffing should be avoided. Otherwise highly durable UV coating will be abraded. NW EX Series is made to repel the wax coating. For wax application, the designated surface treatment should be prepared in advance. 			
Others	<ul style="list-style-type: none"> At the entrance of the building, the dust control mat should be laid in order to avoid soils and sands from outside. In case there's a level difference, a crevice, or bumpiness on the free access floor, sometimes it could be visible even after you install the tiles. Please note that the product has the indigenous odor from its materials. 			

MADE IN JAPAN



TTN3802



Based on intensive research on authentic texture of natural stones and wood-grains, realistic natural tones have been reproduced.
The color number marked with ◆ has a Natural Tone pattern.



TTN3801



TTN3802



▲ TTN3802



LL FREE 50 NW-EX (333.3mm×500mm plank)

category: low-maintenance
vinyl loose lay tile

No need to apply the wax on the surface. LL FREE 50NW-EX is an easy-to-maintain loose lay tile with the authentic image of natural wood and stone.

Specification	overall thickness	5.0mm	size	333.3mm×500mm
	others	Highly Durable UV-Coated Surface (EX-finish) / Round-Beveled		
Packing	12pcs/box = 2.0m ² /box			
Net Weight	18.0kg/box			
Performance	flame-retardant	Fire Defense Law in Japan Authorized NO.E2160122		
Recommended Adhesive from TOLI	TOLI ECO GA Cement	(required quantity)	for steel or plastic sub-floor	40 to 60 gram/m ²
			for mortar and wood sub-floor	60 to 100 gram/m ²
Way of Installation	Monolithic or Ashlar			
Notes on Installation	<ul style="list-style-type: none"> Installation at temperature above 10 degrees centigrade is more recommendable. When you install LL FREE 50 NW-EX below 15 degrees centigrade, the joints of tiles should retain a very slight gap as thin as name cards. When you install LL FREE 50 NW-EX on the free access floor each tile should be laid to slide over the joint of free access floor panels in the middle. (The joint of LL FREE 50 NW-EX should not be matched to that of free access floor panels.) 			
Recommended Way of Maintenance from TOLI	<ul style="list-style-type: none"> No need to apply the maintenance wax on the surface. Clean the floor every day with an auto scrubber or a wet rag wrung out tightly. Use the neutral detergent for fixed contamination. High speed buffing should be avoided. Otherwise highly durable UV coating will be abraded. NW EX Series is made to repel the wax coating. For wax application, the designated surface treatment should be prepared in advance. 			
Others	<ul style="list-style-type: none"> At the entrance of the building, the dust control mat should be laid in order to avoid soils and sands from outside. In case there's a level difference, a crevice, or bumpiness on the free access floor, sometimes it could be visible even after you install the tiles. Please note that the product has the indigenous odor from its materials. 			

MADE IN JAPAN



Based on intensive research on authentic texture of natural stones and wood-grains, realistic natural tones have been reproduced.
The color number marked with ◆ has a Natural Tone pattern.




▲ TTN3602/TTN3118 (166.7mm×1000mm · page 320)



TTN3602



TTN3601 ◆



TTN3602 ◆

Specialty
Flooring